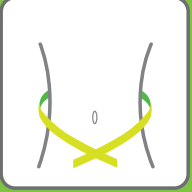















SIZE SELECTION & FITTING GUIDE



**MEASURED AT
THE WAIST**

 SUPREM <i>fit</i> <small>All-in-one briefs</small>	 SUPREM <i>PANTS</i> <small>Pull-up pants</small>	GANMILL <i>Fix</i>	GANMILL <i>Panty</i>
60-100cm SMALL	60-90cm SMALL	55-80cm SMALL	50-75cm SMALL
80-130cm MEDIUM	80-110cm MEDIUM	70-95cm MEDIUM	70-90cm MEDIUM
105-150cm LARGE	100-135cm LARGE	80-120cm LARGE	85-110cm LARGE
110-160cm EXTRA LARGE	120-160cm EXTRA LARGE	90-130cm EXTRA LARGE	105-130cm EXTRA LARGE
up to 240cm EXTRA EXTRA LARGE		100-150cm EXTRA EXTRA LARGE	

**FITTING
GUIDE**

 SUPREM <i>fit</i> <small>All-in-one briefs</small>	 SUPREM <i>PANTS</i> <small>Pull-up pants</small>	 SUPREM <i>FORM</i> <small>Large-shaped pads</small>	 SUPREM <i>light</i> <small>Small-shaped pads</small>  SUPREM <i>FORMEN</i> <small>Small-shaped pads for men</small>
<p>STANDING UP:</p>  <p>Apply from front to back</p> <p>LYING DOWN:</p>  <p>Apply from front to back</p>	<p>STANDING UP:</p>  <p>Pull up like regular underwear. Dispose of like regular underwear or by tearing at the sides.</p>	<p>STANDING UP:</p>  <p>Apply from front to back</p> <p>LYING DOWN:</p>  <p>Apply from front to back</p>	<p>STANDING UP:</p>  <p>Peel off strip. Place in close-fitting pants. Ensure adhesive strip is holding the pad securely.</p>